

Risk Assessment			
Risk Assessment for the activity of	Black Women's Project Meet and Greet Event		Date 09/09/25
Group name	Black Women's Project	Assessor	Jemima Jemide
Supervisor	Oluwalano Adebayo	Signed off	SUSU USE ONLY
Description of event/activity	<p>The activity will take place on 3rd October 2025 from 6pm to 10pm (with an hour set-up time before the event) at 59P / 1005, Highfield Campus. The activity will involve:</p> <ul style="list-style-type: none"> - Introductions to the committee members - A "get to know" bingo game - A break involving food, opportunities to converse with other students and mocktails - A game of musical chairs and mafia - An explanation for future events and what members can gain from BWP - Announcement of our next event (Afro dance class) and our future gala <p>The equipment for the event will involve:</p> <ul style="list-style-type: none"> - Tables - Chairs - Tripod - iPad - Ring light - Background for photo booth - Tiara - Bingo sheets (made out of paper) 		

	<ul style="list-style-type: none"> - Pens and pencils - Plastic cups
--	----------------------------------------------------------------------------------------------

PART A										
(1) Risk identification			(2) Risk assessment				(3) Risk management			
Hazard	Potential Consequences	Who might be harmed (user; those nearby; those in the vicinity; members of the public)	Inherent			Control measures (use the risk hierarchy)	Residual			Further controls (use the risk hierarchy)
			L	I	S		L	I	S	
			i	n	c		i	n	c	
			k	p	r		k	p	r	
			e	a	e		e	a	e	
			i	t			i	t		
			h				h			
			o				o			
			o				o			
			d				d			

General Considerations									
------------------------	--	--	--	--	--	--	--	--	--

Slips, trips and falls	Physical injury	Event organisers and attendees	2	3	6	<p>All boxes and equipment to be stored away from main meeting area, e.g. stored under tables.</p> <p>Any cables to be organised as best as possible, e.g. cable ties to be used if necessary.</p> <p>Floors to be kept clear and dry, and visual checks to be maintained throughout the meeting by organisers.</p> <p>Extra vigilance will be paid to make sure that any spilled food products/objects are cleaned up quickly and efficiently in the area.</p> <p>Report any trip hazards to facilities teams/venue staff asap. If cannot be removed, mark off with hazard signs.</p>	1	3	3	<p>If the injury is serious and participant in a lot of pain or discomfort, seek medical attention immediately.</p> <p>Call 999 in an emergency.</p> <p>Any incidents need to be reported as soon as possible, ensuring duty manager/health and safety officers have been informed.</p> <p>Follow SUSU incident reporting guide</p>
------------------------	-----------------	--------------------------------	---	---	---	----------------------------------------------------------------------------------------------------------------------------------------------------------------------------------------------------------------------------------------------------------------------------------------------------------------------------------------------------------------------------------------------------------------------------------------------------------------------------------------------------------------------------------------------------------------------------------------	---	---	---	-----------------------------------------------------------------------------------------------------------------------------------------------------------------------------------------------------------------------------------------------------------------------------------------------------------------------------------------------------

Fire	Smoke inhalation, burns. Risk of extreme harm.	All participants and organisers, any staff and spectators	2	5	10	<p>Those leading the session must ensure they are aware of and fully understand the venue or location's fire procedures.</p> <p>Those leading must make sure that all exit routes are clearly highlighted and report any issues immediately to the venue.</p> <p>Highlight to all the participants the nearest emergency exit routes at the start of a session, and the importance of leaving calmly in case of an emergency.</p> <p>Avoid build-up of debris in the activity area.</p> <p>Consider accessibility requirements.</p>	1	5	5	<p>In case of an emergency, please pull nearest fire alarm and ensure all participants leave the venue calmly and safely.</p> <p>Once in a safe position to do so, call the emergency services on 999.</p> <p>Any incidents need to be reported as soon as possible ensuring duty manager/health and safety officers have been informed.</p> <p>Follow SUSU incident reporting guide</p>
------	------------------------------------------------	-----------------------------------------------------------	---	---	----	-------------------------------------------------------------------------------------------------------------------------------------------------------------------------------------------------------------------------------------------------------------------------------------------------------------------------------------------------------------------------------------------------------------------------------------------------------------------------------------------------------------------------------------	---	---	---	----------------------------------------------------------------------------------------------------------------------------------------------------------------------------------------------------------------------------------------------------------------------------------------------------------------------------------------------------------------------------------------------------------

Manual handling, including setting up of equipment. E.g. table and chairs	Bruising or broken bones from tripping over table and chairs	Meeting organisers and attendees	2	3	6	<p>Follow manual handling guidelines.</p> <p>Ensure that at least 2 people carry tables or other bulky items.</p> <p>Setting up tables will be done by organisers.</p> <p>Work in teams when handling other large and bulky items.</p> <p>Request tools to support with the moving of heavy objects from SUSU Facilities/venue. E.g. hand truck, dolly, skates.</p> <p>Make sure anyone with any pre-existing conditions isn't doing any unnecessary lifting and they are comfortable.</p>	1	3	3	<p>Seek assistance from facilities staff/venue staff if needed.</p> <p>Seek medical attention from SUSU/venue Reception if in need.</p> <p>Contact emergency services if needed.</p> <p>All incidents are to be reported on the as soon as possible ensuring the duty manager/health and safety officer have been informed.</p> <p>Follow SUSU incident reporting guide</p>
---------------------------------------------------------------------------	--------------------------------------------------------------	----------------------------------	---	---	---	--------------------------------------------------------------------------------------------------------------------------------------------------------------------------------------------------------------------------------------------------------------------------------------------------------------------------------------------------------------------------------------------------------------------------------------------------------------------------------------------	---	---	---	---------------------------------------------------------------------------------------------------------------------------------------------------------------------------------------------------------------------------------------------------------------------------------------------------------------------------------------------------------------------------------------------

Overcrowding / Inadequate Meeting Space	Physical injury, distress, exclusion	Event organisers and attendees	2	3	6	<p>Do not push/shove.</p> <p>If large crowds form, request barriers from SUSU facilities team or external venue to assist with crowd management.</p> <p>Committee checks on space, lighting, access, tech available, etc.</p> <p>Use ticketing system (SUSU Box Office) for regular sessions/meetings to avoid exceeding venue capacity.</p> <p>Ensure space meets needs of members e.g. considering location & accessibility of space (use AccessAble database to check accessibility information of venues).</p> <p>If an open activity, committee will consider all accessibility requirements and ensure that the area chosen is as accessible as possible.</p>	1	3	3	<p>Seek medical attention if problem arises.</p> <p>Liaise with SUSU reception/Activities Team and UoS Room Booking team on available spaces for meetings.</p> <p>Postpone meetings where space cannot be found.</p> <p>Welfare Officer to complete WIDE training.</p> <p>All incidents are to be reported on the as soon as possible ensuring the duty manager/health and safety officer have been informed.</p> <p>Follow SUSU incident reporting guide</p>
-----------------------------------------	--------------------------------------	--------------------------------	---	---	---	-----------------------------------------------------------------------------------------------------------------------------------------------------------------------------------------------------------------------------------------------------------------------------------------------------------------------------------------------------------------------------------------------------------------------------------------------------------------------------------------------------------------------------------------------------------------------------------------------------------------------------------------------------------------------------------------	---	---	---	-------------------------------------------------------------------------------------------------------------------------------------------------------------------------------------------------------------------------------------------------------------------------------------------------------------------------------------------------------------------------------------------------------------------------------------------------------------------------------

						Committee to consult members on needs and make reasonable adjustments where possible Provide remote meeting options for members where possible.				
Electronics	Eye strain, electric shock, burns, injury due to trip hazards, causing fire	Event organisers and attendees	2	4	8	Ensure regular breaks (ideally every 20mins) when using screens. Ensure screen is set up to avoid glare, is at eye height where possible. Ensure no liquids are placed near electrical equipment. Ensure all leads are secured with cable ties/mats, etc. For external venues, pre-check equipment and last PAT testing dates.	1	4	4	Request support and advice from SUSU IT/Tech teams e.g. via Activities Team. Seek medical attention as required. Follow SUSU incident reporting guide

Reputational Risk: For the club or society, as well as to SUSU and the University	Incidents causing reputational damage to the group, Southampton University Students' Union or Southampton University itself. This could be controversial posts, conduct during a game, conduct during social, or anything else that brings the clubs/societies, SUSU or the University's name into disrepute.	The club, SUSU or the University's reputation	2	1	2	Ensuring all parts of this risk assessment are adhered to. Ensuring all members are reminded that they are representing the club/society, SUSU and the University, often in branded clothing. Members are reminded that they need to adhere to SUSU's Code of Conduct. Consider risks at activities as well as digital presence (e.g. social media posts)	1	1	1	Ensure that any incidents involving public or others are recorded and addressed. Follow SUSU incident reporting guide
------------------------------------------------------------------------------------------	----------------------------------------------------------------------------------------------------------------------------------------------------------------------------------------------------------------------------------------------------------------------------------------------------------------------	-----------------------------------------------	---	---	---	--------------------------------------------------------------------------------------------------------------------------------------------------------------------------------------------------------------------------------------------------------------------------------------------------------------------------------------------------------------------------------	---	---	---	----------------------------------------------------------------------------------------------------------------------------------------------

Spiked Drinks	Illness, loss of consciousness, loss of self-control	Event organisers, event attendees,	2	5	10	<p>Committee to supervise meetings/socials and attend each venue. Report any suspicious/unusual behaviour to staff.</p> <p>Participants are encouraged to stay with a nominated 'buddy' where possible.</p> <p>The organisers have confirmed the premise is licensed. Action organisers (Part B).</p> <p>Members/participants are advised to watch their own drinks.</p> <p><u>Games involving binge drinking or the consumption of excessive amounts of alcohol are not to be undertaken.- Society to follow Code of conduct/</u>Expect Respect policy</p>	2	3	6	<p>Members are responsible for their individual safety and are expected to act sensibly when walking around.</p> <p>For anyone who is too inebriated, it will be suggested to them that they should return home rather than continue on the social. Taxis will be called if required (look at SUSU Safety Bus, Radio Taxis options).</p> <p>If they need to go to the hospital, they will also be accompanied there.</p> <p>Participants are advised to avoid leaving drinks unattended and if you think anything has been added to a drink; report it; try and retain the drink for testing.</p> <p>All incidents are to be reported on the as soon as possible ensuring the duty manager/health and safety officer have been informed.</p> <p>Follow SUSU incident reporting guide</p>
---------------	------------------------------------------------------	------------------------------------	---	---	----	-------------------------------------------------------------------------------------------------------------------------------------------------------------------------------------------------------------------------------------------------------------------------------------------------------------------------------------------------------------------------------------------------------------------------------------------------------------------------------------------------------------------------------------------------------------------------------------------	---	---	---	----------------------------------------------------------------------------------------------------------------------------------------------------------------------------------------------------------------------------------------------------------------------------------------------------------------------------------------------------------------------------------------------------------------------------------------------------------------------------------------------------------------------------------------------------------------------------------------------------------------------------------------------------------------------------------------------------------------------------------------------------------------------------------------------------------

Travel by foot	Disturbance to neighbourhood , participants getting lost, increased risk to personal safety, vehicle collision causing serious injury	Event organisers, event attendees, Members of the public	4	3	1 2	<p>Members are responsible for their individual safety and are expected to act sensibly.</p> <p>Local venues known to UoS students chosen.</p> <p>Event organisers will be available to direct people between venues.</p> <p>Attendees will be encouraged to identify a 'buddy', this will make it easier for people to stay together.</p> <p>They will be encouraged (but not expected) to look out for one another and check in throughout the night where possible.</p> <p>Avoid large groups of people totally blocking the pavement or spilling in to the road.</p> <p>Anybody in the group who is very drunk or appears unwell and therefore not safe should be encouraged to go home ideally</p>	2	3	6	<p>Where possible venues chosen for socials will be local/known to members and within a short distance from each other.</p> <p>Contact emergency services as required 111/999</p> <p>Incidents are to be reported on the as soon as possible ensuring the duty manager/health and safety officer have been informed.</p> <p>Follow SUSU incident reporting guide</p>
----------------	---------------------------------------------------------------------------------------------------------------------------------------	----------------------------------------------------------	---	---	--------	---------------------------------------------------------------------------------------------------------------------------------------------------------------------------------------------------------------------------------------------------------------------------------------------------------------------------------------------------------------------------------------------------------------------------------------------------------------------------------------------------------------------------------------------------------------------------------------------------------------------------------------------------------------------------------------------------------	---	---	---	--------------------------------------------------------------------------------------------------------------------------------------------------------------------------------------------------------------------------------------------------------------------------------------------------------------------------------------------------------------------------------------

					<p>with someone else. If required a taxi will be called for them (ideally SUSU Safety Bus will be used, or Radio Taxis).</p> <p>Be considerate of other pedestrians and road users, keep disturbance and noise down.</p>				
Travel by car, train, bus, plane when leaving the local area.	Vehicle collision – causing anything from minor to severe injuries, as well as mental health issues.	Members, those driving, members of the public	2	5	<p>10</p> <p>Group committee to check that drivers have the relevant licences and insurance for the mode of travel. This includes if they have completed a SUSU minibus test.</p> <p>Members are expected to drive or travel sensibly, with those doing otherwise to face disciplinary action (from the club/society in the first instance).</p> <p>Can cause reputational issues, especially if driving SUSU-branded vehicles. Importance of this to be reminded.</p>	1	5	5	<p>Contact emergency services as required 111/999.</p> <p>Incidents are to be reported on the as soon as possible ensuring the duty manager/health and safety officer have been informed.</p> <p>Follow SUSU incident reporting guide</p>

Members getting lost or separated. Members leaving an event/activity alone or without notifying others.	Getting lost, increased risk to personal safety.	Event organisers, event attendees,	3	3	9	<p>If a person leaves without warning all efforts will be made to locate them. Stress however that attendees are responsible for their individual safety.</p> <p>Committee to supervise meetings/socials and attend each venue. Ideally, they will not drink to excess during the event.</p> <p>Venues chosen local and within a short distance from each other.</p> <p>Will look to select venues known to UoS students and within student areas.</p>	2	2	4	<p>Follow SUSU incident reporting guide</p> <p>Call emergency services as required.</p>
---------------------------------------------------------------------------------------------------------	--------------------------------------------------	------------------------------------	---	---	---	--------------------------------------------------------------------------------------------------------------------------------------------------------------------------------------------------------------------------------------------------------------------------------------------------------------------------------------------------------------------------------------------------------------------------------------------------------	---	---	---	---------------------------------------------------------------------------------------------------------



Medical emergency	Members may sustain injury /become unwell Pre-existing medical conditions, sickness, distress	Members	1	5	5	<p>Advise participants to bring their personal medication if it might be required.</p> <p>Members/Committee to carry out first aid if necessary and <u>only if</u> qualified and confident to do so.</p> <p>Contact emergency services as required 111/999.</p> <p>Contact SUSU Reception/venue staff for first aid support.</p> <p>Members can be referred to The Student Hub (02380 599 599, studenthub@soton.ac.uk) in case of distress.</p>	1	4	4	<p>Incidents are to be reported on the as soon as possible ensuring the duty manager/health and safety officer have been informed.</p> <p>Follow SUSU incident reporting guide</p>
-------------------	------------------------------------------------------------------------------------------------------	---------	---	---	---	---------------------------------------------------------------------------------------------------------------------------------------------------------------------------------------------------------------------------------------------------------------------------------------------------------------------------------------------------------------------------------------------------------------------------------------------------------------------------------------------	---	---	---	----------------------------------------------------------------------------------------------------------------------------------------------------------------------------------------------------

Anti-social, violent, or offensive behaviour	Disturbance to the neighbourhood, reputational damage, injury and distress as a result of violence	Event organisers, event attendees, public	2	5	10	<p>Staff will need to be alerted and emergency services called as required.</p> <p>Do not personally engage with any violent behaviour. Stay safe and move members away from the situation if possible, inform the bar staff/police if necessary.</p> <p>The consumption of alcohol will not take place within the event.</p> <p>Society to follow and share with members Code of conduct/SUSU Expect Respect policy.</p>	1	3	5	<p>If the situation becomes very serious and results in the participant being arrested then it will be made clear that they cannot be accompanied to the police station.</p> <p>Follow SUSU incident reporting guide</p> <p>Call emergency services as required.</p>
----------------------------------------------	----------------------------------------------------------------------------------------------------	-------------------------------------------	---	---	----	-------------------------------------------------------------------------------------------------------------------------------------------------------------------------------------------------------------------------------------------------------------------------------------------------------------------------------------------------------------------------------------------------------------------------------------------	---	---	---	--------------------------------------------------------------------------------------------------------------------------------------------------------------------------------------------------------------------------------------------------------------------------------------

Inappropriate behaviour	Bullying and harassment of participants	All participants	2	3	6	<p>SUSU believes that everyone should be able to enjoy their time at university and all the experiences that come with it. SUSU has a zero-tolerance approach regarding discrimination, prejudice, hate crime, racism, sexual misconduct, and any victimisation through any activity, including online</p> <p>Participants are to be reminded to be respectful of others</p> <p>Event hosts are to have read SUSU's Expect Respect policy.</p>	1	3	3	<p>Event hosts are to ask participants to leave the venue if they are behaving inappropriately</p> <p>Ensure safe space disclaimer is communicated</p> <p>Event hosts are to report inappropriate behaviour to SUSU's Activities team (activities@susu.org)</p>
-------------------------	-----------------------------------------	------------------	---	---	---	----------------------------------------------------------------------------------------------------------------------------------------------------------------------------------------------------------------------------------------------------------------------------------------------------------------------------------------------------------------------------------------------------------------------------------------------------------------	---	---	---	----------------------------------------------------------------------------------------------------------------------------------------------------------------------------------------------------------------------------------------------------------------------------------------------------------

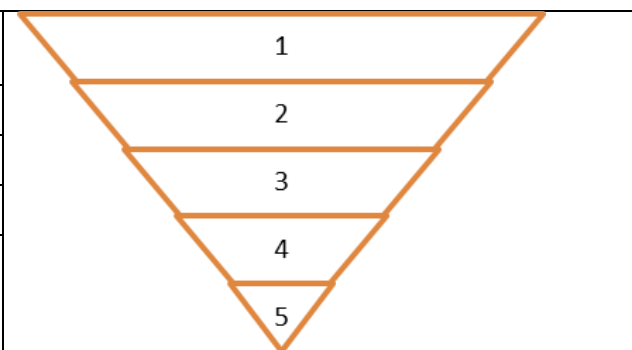
Adverse weather	Hypo- or hyperthermia, illness, injury, slipping, burns	Event organisers, event attendees,	3	4	1 2	<p>Lead organiser to check the weather are suitable for activities on the day.</p> <p>Warn those attending to prepare by wearing appropriate clothing and footwear e.g. via social media posts, email invites.</p> <p>In the case of hot weather organisers to advice participants to bring/wear appropriate level sunscreen, and to hydrate (especially if drinking alcohol).</p>	2	2	4	<p>If adverse weather is too extreme to be controlled, the event should ultimately be cancelled or postponed to a different date.</p> <p>Contact emergency services if needed.</p> <p>All incidents are to be reported on the as soon as possible ensuring the duty manager/health and safety officer have been informed.</p> <p>Follow SUSU incident reporting guide</p>
-----------------	---------------------------------------------------------	------------------------------------	---	---	--------	------------------------------------------------------------------------------------------------------------------------------------------------------------------------------------------------------------------------------------------------------------------------------------------------------------------------------------------------------------------------------------	---	---	---	-------------------------------------------------------------------------------------------------------------------------------------------------------------------------------------------------------------------------------------------------------------------------------------------------------------------------------------------------------------------------------------------

Events involving Food	Allergies Food poisoning Choking	All	3	5	1 5	<p>Only order/buy food at establishments with appropriate food hygiene (EHO) rating.</p> <p>Food to only be provided/eaten when other activities are stopped.</p> <p>Follow good food hygiene practices - no handling food when ill, tie back hair, wash hands regularly using warm water and soap, refrigerate necessary products.</p> <p>For store-bought items/snacks, keep packaging to hand for ingredient and allergen information.</p> <p>Disclose allergen and ingredient information about food created by committee</p>	1	5	5	<p>SUSU food hygiene level 2 course available for completion- requests made to Activities Team.</p> <p>Call for first aid/emergency services as required.</p> <p>Report incidents via SUSU incident report procedure.</p>
-----------------------	------------------------------------------------	-----	---	---	--------	-----------------------------------------------------------------------------------------------------------------------------------------------------------------------------------------------------------------------------------------------------------------------------------------------------------------------------------------------------------------------------------------------------------------------------------------------------------------------------------------------------------------------------------	---	---	---	---------------------------------------------------------------------------------------------------------------------------------------------------------------------------------------------------------------------------

PART B – Action Plan					
Risk Assessment Action Plan					
Part no.	Action to be taken, incl. Cost	By whom	Target date	Review date	Outcome at review date
1	Committee to read and share SUSU Expect Respect Policy	Oluwalano	26/06/25		
2	Ensure that a person within our committee is First Aid trained, and there is a first aid kit present	Erin	24/09/25		
4	Create a menu for drinks that will be present, including potential allergies	Jemima	19/09/25		
Responsible committee member signature 1:				Responsible committee member signature 2:	
					
Print name: JEMIMA JEMIDE			Date: 09/09/2025	Print name: OLUWALANO ADEBAYO	
				Date: 09/09/2025	

Assessment Guidance

• Eliminate	Remove the hazard wherever possible which negates the need for further controls	If this is not possible then explain why
• Substitute	Replace the hazard with one less hazardous	If not possible then explain why
• Physical controls	Examples: enclosure, fume cupboard, glove box	Likely to still require admin controls as well
• Admin controls	Examples: training, supervision, signage	
• Personal protection	Examples: respirators, safety specs, gloves	Last resort as it only protects the individual



LIKELIHOOD	5	5	10	15	20	25
	4	4	8	12	16	20
	3	3	6	9	12	15
	2	2	4	6	8	10
	1	1	2	3	4	5
		1	2	3	4	5
		IMPACT				

Impact		Health & Safety
1	Trivial - insignificant	Very minor injuries e.g. slight bruising
2	Minor	Injuries or illness e.g. small cut or abrasion which require basic first aid treatment even in self-administered.

3	Moderate	Injuries or illness e.g. strain or sprain requiring first aid or medical support.
4	Major	Injuries or illness e.g. broken bone requiring medical support >24 hours and time off work >4 weeks.
5	Severe – extremely significant	Fatality or multiple serious injuries or illness requiring hospital admission or significant time off work.

Likelihood	
1	Rare e.g. 1 in 100,000 chance or higher
2	Unlikely e.g. 1 in 10,000 chance or higher
3	Possible e.g. 1 in 1,000 chance or higher
4	Likely e.g. 1 in 100 chance or higher
5	Very Likely e.g. 1 in 10 chance or higher